

# SAFETY PANELS




## Safety panels

The monitoring of a large vessel is a difficult task on its own. Providing an orderly overview over the entire vessel is an essential task. To provide overview over the position and nature of any alarm, there is no better tool than the Radio Zeeland DMP safety panel.

Safety or otherwise called mimic panels can also be used to monitor navigation lighting, bilges, or pumps.

The layout drawings of the vessel are used to highlight the position of the alarms generated throughout the vessel.

During the alarm, the position of the calamity will light up on the overview, providing instant awareness of the situation.



## Glass or foil

The Radio Zeeland DMP safety panels are available in both glass and foil version. The choice between glass and foil is a matter of taste. When the option between glass or foil bridge panels was created, Radio Zeeland DMP developed a glass safety panel, to go with both type of panels. As with the glass and foil control panels, safety panels are available in all RAL colors.

## Controls

With the Radio Zeeland DMP safety panels it is possible to add buttons under the foil or glass top layer. No buttons will have to be inserted through foil or glass, keeping the panel's smooth surface.

For example controls for navigational lighting, panel dimming and pumps can be integrated in your safety panel.

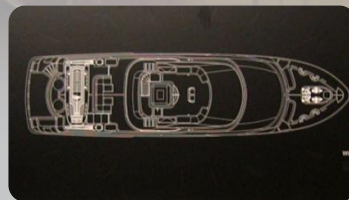




RADIO ZEELAND DMP  
www.radiozeeland.com

# SAFETY PANELS



M.Y. Beothuk II



## Shapes and sizes

As with the Radio Zeeland DMP control panels, safety panels are available in any shape or size. The shape of the panel is cut out, where after the foil or glass print is made.



Dealer:

